



**KEDIA** ADVISORY

# DAILY COTTON REPORT

12 Feb 2025

- **COTTON**
- **COCUDAKL**
- **KAPAS**
- **COTWASOIL**

**Kedia Stock & Commodities Research Pvt. Ltd.**

Research Advisory | White Labelling | Digital Marketing



## Cotton Complex

Commodity	Expiry	Open	High	Low	Close	% Change
COTTONCANDY	31-Mar-25	53800.00	53840.00	53800.00	53830.00	-0.33
COCUDA KL	20-Mar-25	2,685.00	2,698.00	2,681.00	2,691.00	0.15
COCUDA KL	17-Apr-25	2,723.00	2,730.00	2,714.00	2,727.00	0.29
KAPAS	30-Apr-25	1,471.00	1,477.00	1,468.00	1,475.00	0.27
COTWASOIL	20-Mar-25	0.00	0.00	0.00	1,252.90	0.23

## International Rates

Commodity	Price	Open	High	Low	% Chg
US COTTON	67.51	67.38	67.66	67.38	0.16
ZCE COTTON	13590.00	13540.00	13610.00	13540.00	0.00
ZCE COTTON YARN	18480.00	18480.00	18480.00	18480.00	0.00

Cottoncandy prices declined by 0.33% to settle at 53,830 as market sentiment turned bearish following an upward revision in India's cotton crop projections by the Cotton Association of India (CAI). The association raised its forecast by 2 lakh bales to 304.25 lakh bales for the 2024-25 season, driven by higher output in Telangana. However, consumption estimates were also increased by 2 lakh bales to 315 lakh bales, reflecting robust demand. Meanwhile, cotton arrivals in north India declined sharply by 43% year-on-year till November 30, leading to supply constraints and concerns among market participants. Brazil's cotton production forecast for 2024-25 was revised lower to 3.79 million tonnes from 3.83 million tonnes due to reduced acreage in Mato Grosso. The WASDE report projected higher global cotton production and ending stocks, adding pressure to prices. Global production is expected to increase by 1.2 million bales to 117.4 million bales, mainly due to higher output in India and Argentina. Despite supply concerns in some regions, rising demand from garment industries and strong export orders supported yarn prices in South India, limiting the downside in cotton prices. Technically, the market is under long liquidation, with open interest dropping by 1.17% to 253 while prices declined by 180 rupees. Cottoncandy finds support at 53,800, and a break below could push prices to 53,780. On the upside, resistance is seen at 53,840, with a move above potentially testing 53,860 levels.

## Spot Rates

Commodity	Location	Price	% Chg
29 mm Cotton	राजकोट	25,406.40	0.23
29 mm Cotton	कादी	25,433.05	0.16

## Open Interest Snapshot

Commodity	Expiry	% Change	% Oi Change	Oi Status
COTTONCANDY	31-Mar-25	-0.33	-1.17	Long Liquidation

## Technical Chart



**BUY COTTONCANDY MAR @ 53600 SL 53300 TGT 53900-54100. MCX**

## Trading Levels

Commodity	Expiry	Close	R2	R1	PP	S1	S2
COTTONCANDY	31-Mar-25	53830.00	53860.00	53840.00	53820.00	53800.00	53780.00

Spot Rates

Commodity	Location	Price	% Chg
Cotton Seed Oilcake	आकोला	2,706.00	0.08
Cotton Seed Oilcake	कादी	2,693.15	0.05

Open Interest Snapshot

Commodity	Expiry	% Change	% Oi Change	Oi Status
COCUDAKL	20-Mar-25	0.15	1.63	Fresh Buying
COCUDAKL	17-Apr-25	0.29	10.82	Fresh Buying

Technical Chart



**BUY COCUDAKL MAR @ 2680 SL 2650 TGT 2720-2750. NCDEX**

Trading Levels

Commodity	Expiry	Close	R2	R1	PP	S1	S2
COCUDAKL	20-Mar-25	2,691.00	2707.00	2690.00	2690.00	2682.00	2673.00
COCUDAKL	17-Apr-25	2,727.00	2740.00	2724.00	2724.00	2718.00	2708.00

## Spot Rates

Commodity	Location	Price	% Chg
Kapas	राजकोट	1,401.95	0.04
Kapas	कादी	1,412.70	0.17

## Open Interest Snapshot

Commodity	Expiry	% Change	% Oi Change	Oi Status
KAPAS	30-Apr-25	0.27	0.45	Fresh Buying

## Technical Chart



**BUY KAPAS APR @ 1470 SL 1460 TGT 1480-1490. NCDEX**

## Trading Levels

Commodity	Expiry	Close	R2	R1	PP	S1	S2
KAPAS	30-Apr-25	1,475.00	1482.00	1478.00	1473.00	1469.00	1464.00

## Spot Rates

Commodity	Location	Price	% Chg
Cotton Wash Oil - Kadi	कादी	1,243.90	-0.09

## Open Interest Snapshot

Commodity	Expiry	% Change	% Oi Change	Oi Status
COTWASOIL	20-Mar-25	0.23	0.00	Short Covering

## Technical Chart

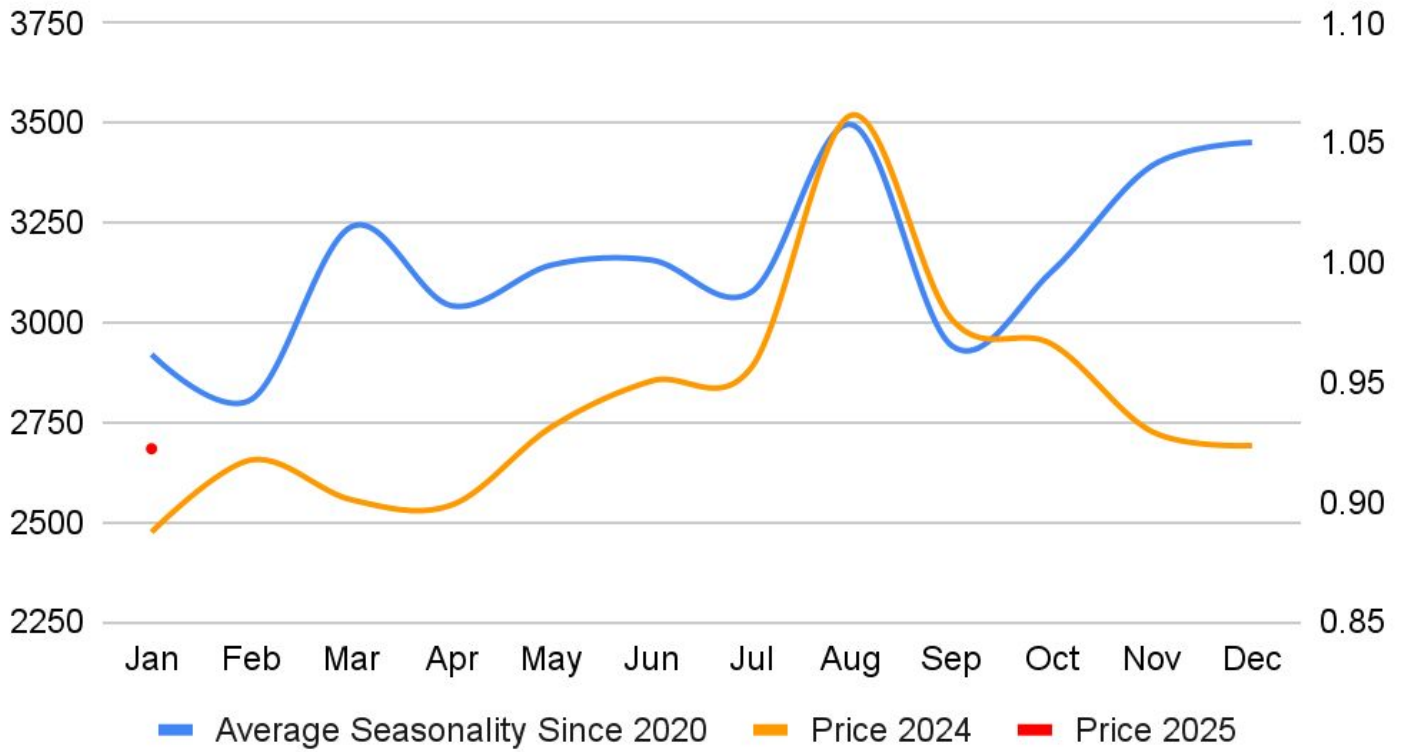


**SELL COTWASOIL MAR @ 1255 SL 1265 TGT 1245-1235. NCDEX**

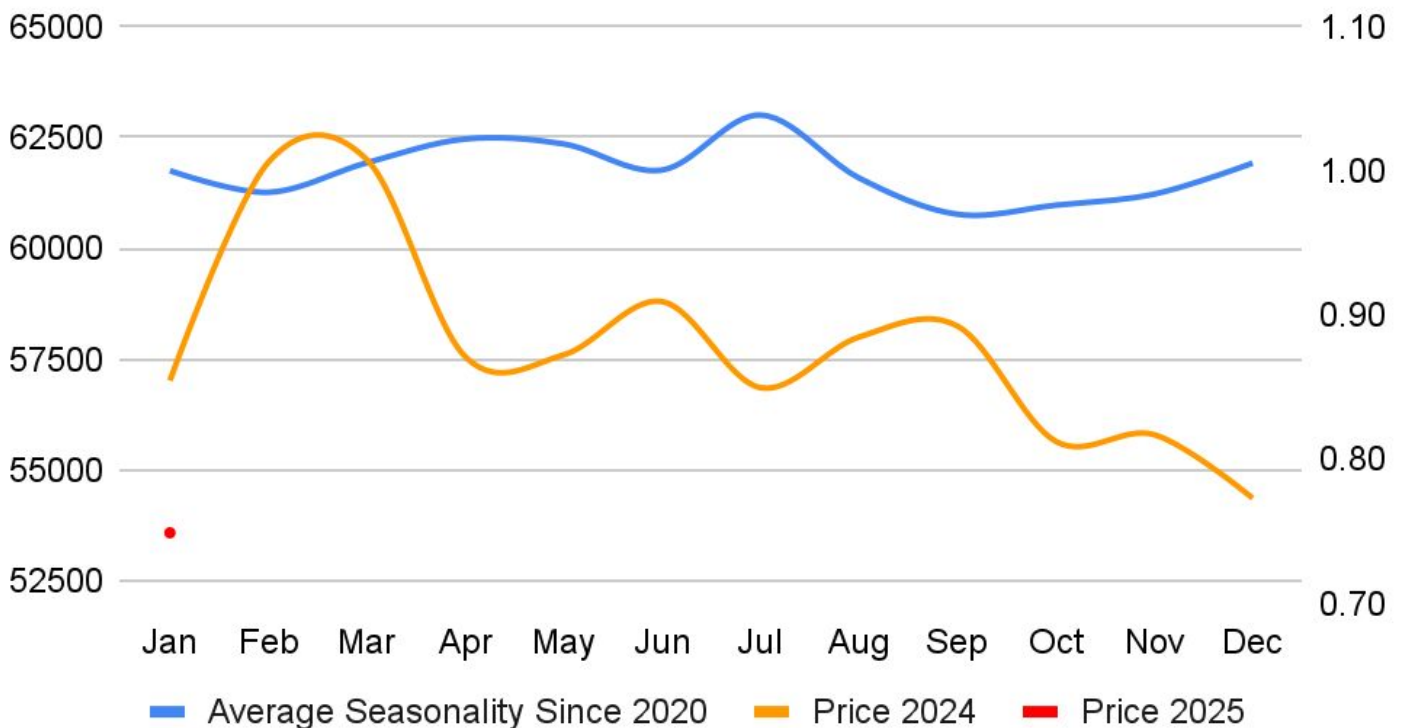
## Trading Levels


Commodity	Expiry	Close	R2	R1	PP	S1	S2
COTWASOIL	20-Mar-25	1,252.90	420.00	840.00	420.00	840.00	420.00

### NCDEX Cocudaki Seasonality



### MCX Cottoncandy Seasonality





## DISCLAIMER

KEDIA ADVISORY

This Report is prepared and distributed by Kedia Stocks & Commodities Research Pvt Ltd. Our SEBI REGISTRATION NUMBER - INH000006156. for information purposes only. The recommendations, if any, made herein are expressions of views and/or opinions and should not be deemed or construed to be neither advice for the purpose of purchase or sale through KSCRPL nor any solicitation or offering of any investment /trading opportunity. These information/opinions/ views are not meant to serve as a professional investment guide for the readers. No action is solicited based upon the information provided herein. Recipients of this Report should rely on information/data arising out of their own investigations. Readers are advised to seek independent professional advice and arrive at an informed trading/investment decision before executing any trades or making any investments. This Report has been prepared on the basis of publicly available information, internally developed data and other sources believed by KSCRPL to be reliable. KSCRPL or its directors, employees, affiliates or representatives do not assume any responsibility for or warrant the accuracy, completeness, adequacy and reliability of such information/opinions/ views. While due care has been taken to ensure that the disclosures and opinions given are fair and reasonable, none of the directors, employees, affiliates or representatives of KSCRPL shall be liable for any direct, indirect, special, incidental, consequential, punitive or exemplary damages, including lost profits arising in any way whatsoever from the information/opinions/views contained in this Report. The possession, circulation and/or distribution of this Report may be restricted or regulated in certain jurisdictions by appropriate laws. No action has been or will be taken by KSCRPL in any jurisdiction (other than India), where any action for such purpose (s) is required. Accordingly, this Report shall not be possessed, circulated and/ or distributed in any such country or jurisdiction unless such action is in compliance with all applicable laws and regulations of such country or jurisdiction. KSCRPL requires such a recipient to inform himself about and to observe any restrictions at his own expense, without any liability to KSCRPL. Any dispute arising out of this Report shall be subject to the exclusive jurisdiction of the Courts in India.

**KEDIA ADVISORY**

**KEDIA STOCKS & COMMODITIES RESEARCH PVT LTD**

Mumbai, India

SEBI REGISTRATION NUMBER - INH000006156

For more details, please contact: +91 93234 06035 / 96195 51022

Email: [info@kediaadvisory.com](mailto:info@kediaadvisory.com)

Regd.Off.: 1, 2, 3 & 4, 1st Floor, Tulip Bldg, Flower Valley Complex, Khadakpada Circle,  
Kalyan-(W), Mumbai-421301